



ಬೃಹತ್ ಬೆಂಗಳೂರು ಮಹಾನಗರ ಪಾಲಿಕೆ  
Bruhat Bengaluru Mahanagara Palike



# BBMP COVID-19 WAR ROOM 11.07.2022



# OVERVIEW OF COVID-19 IN BENGALURU



## CASE TRENDS

ACTIVE CASES **6,256**

### Confirmed Cases

**621**

18,13,517 #

### Recovered Cases

**754**

17,90,290 #

### Death Cases

**0**

16,971 #



## HOSPITALIZATION

**64**

### ICU – V

### ICU

### HDU

### General

**7**

**1**

**56**

INCLUDES GOVT. QUOTA AND PRIVATE WALK-IN HOSPITALIZATION



## VACCINATION

**2,837**

1,98,39,547 #

### First Dose

**95**

96,39,129 #

### Second Dose

**372**

93,17,755 #

### Precaution Dose

**2,370**

8,82,663 #



## TRIAGING

### MTU

**13**

### Tele Triage

**523**



## ACTIVE CLUSTERS

**19**

**Budding Clusters**  
(**<5 Cases**)

**18**

**Clusters (> 5 cases)**

**1**



## TESTING

**16,232**

3,07,09,497 #

### RAT

**3,965**

### RTPCR

**12,267**

**Positivity : 4.97%**

\*FOR LAST 7 DAYS

# : indicates cumulative numbers till date



# ABSTRACT OF COVID-19 SCENARIO IN BENGALURU



	MALE			FEMALE			TRANSGENDER			TOTAL		
	Last 24 Hours	Last 7 Days	Cumulative	Last 24 Hours	Last 7 Days	Cumulative	Last 24 Hours	Last 7 Days	Cumulative	Last 24 Hours	Last 7 Days	Cumulative
<b>Positive Cases</b>	341	3,344	10,71,032	280	2,760	7,41,593	0	1	196	<b>621</b>	<b>6,105</b>	<b>18,13,517</b>
<b>Recovered Cases</b>	424	3,206	10,56,750	330	2,717	7,33,448	0	0	185	<b>754</b>	<b>5,923</b>	<b>17,90,290</b>
<b>Death Cases</b>	0	1	10,748	0	0	6,219	0	0	4	<b>0</b>	<b>1</b>	<b>16,971</b>
<b>Total Tests Done</b>	<b>In Last 24 hrs. : 16,232</b>			<b>In last 7 days : 1,22,875</b>			<b>Cumulative : 3,07,09,497</b>					
<b>Vaccine Doses Administered</b>	<b>In Last 24 hrs. : 2,837</b>			<b>In last 7 days : 76,110</b>			<b>Cumulative : 1,98,39,547</b>					
<b>ACTIVE CASES</b>									<b>6,256</b>			

\*Covid deaths occurred today : 00 | Covid deaths occurred beyond last 24 hrs., reported today : 00

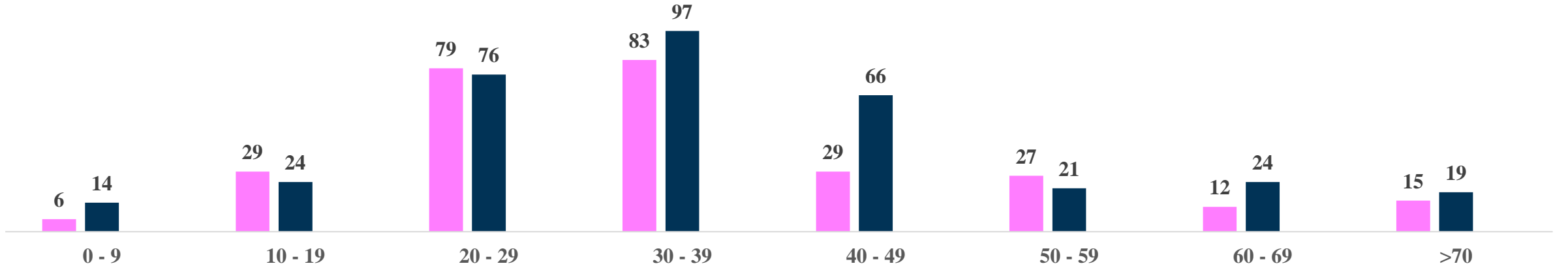


# LAST 24 HOURS AGE GROUP AND GENDER WISE DISTRIBUTION

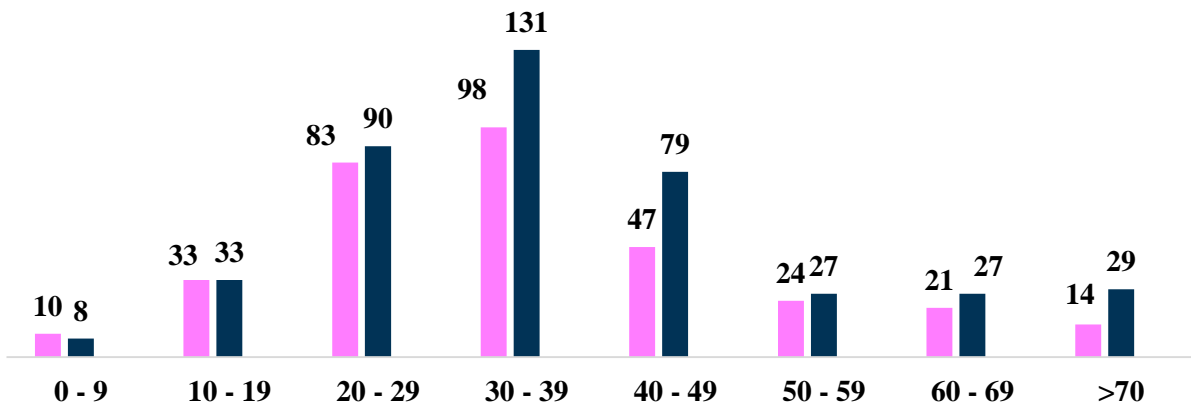


**Positive Cases : 621**

Female Male Transgender



**Recovered Cases : 754**

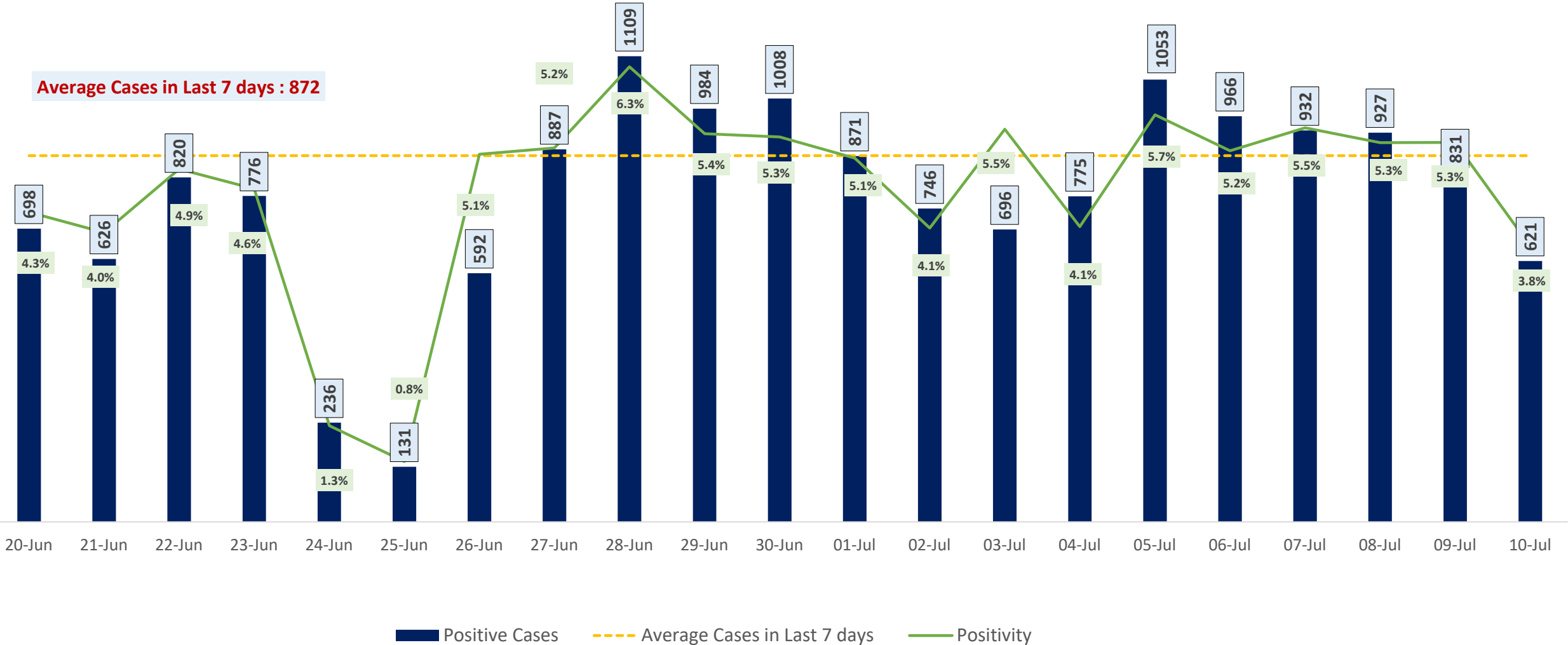


**Death Cases : 0**

0 to 9 10 to 19 20 to 29 30 to 39 40 to 49 50 to 59 60 to 69 >=70



# POSITIVITY RATE OF BENGALURU – LAST 21 DAYS

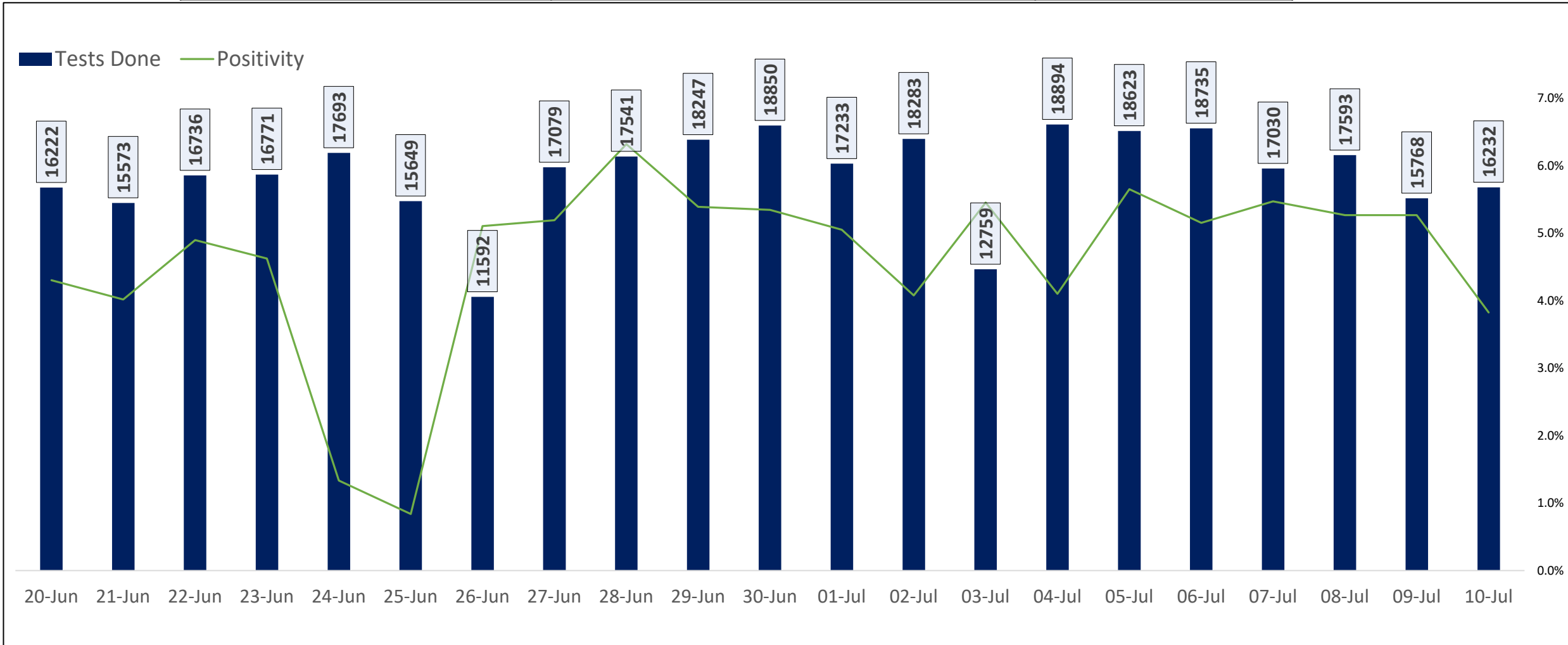




# TESTING TRENDS IN BENGALURU

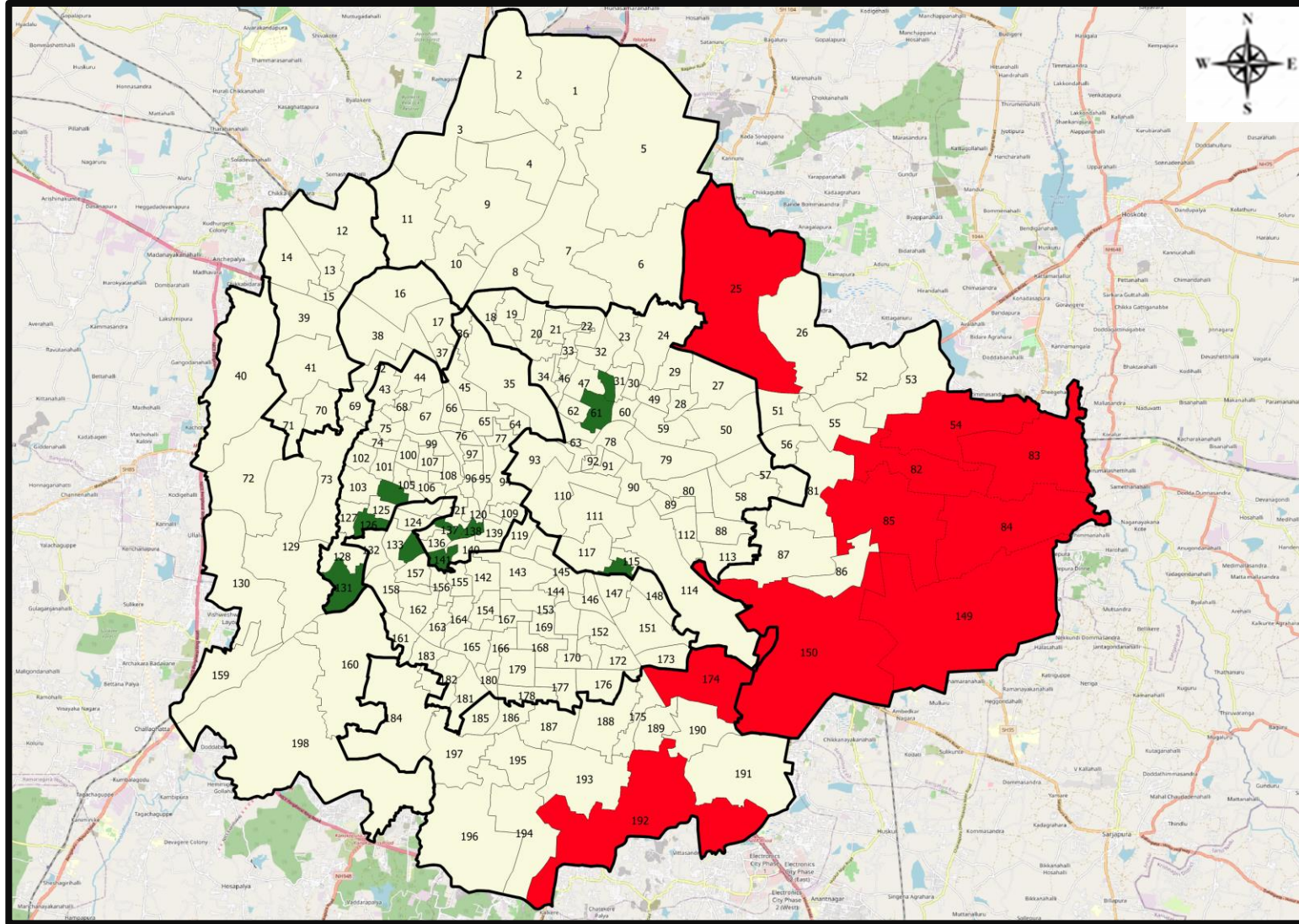


Total Test Conducted Till Date	Test Conducted Last 24 hours	Last 7 Days Average
3,07,09,497	16,232	17,554





# BENGALURU URBAN MAP SHOWING TREND OF POSITIVE CASES IN LAST 7 DAYS



### Top 10 wards reporting highest number of positive cases in last 7 days

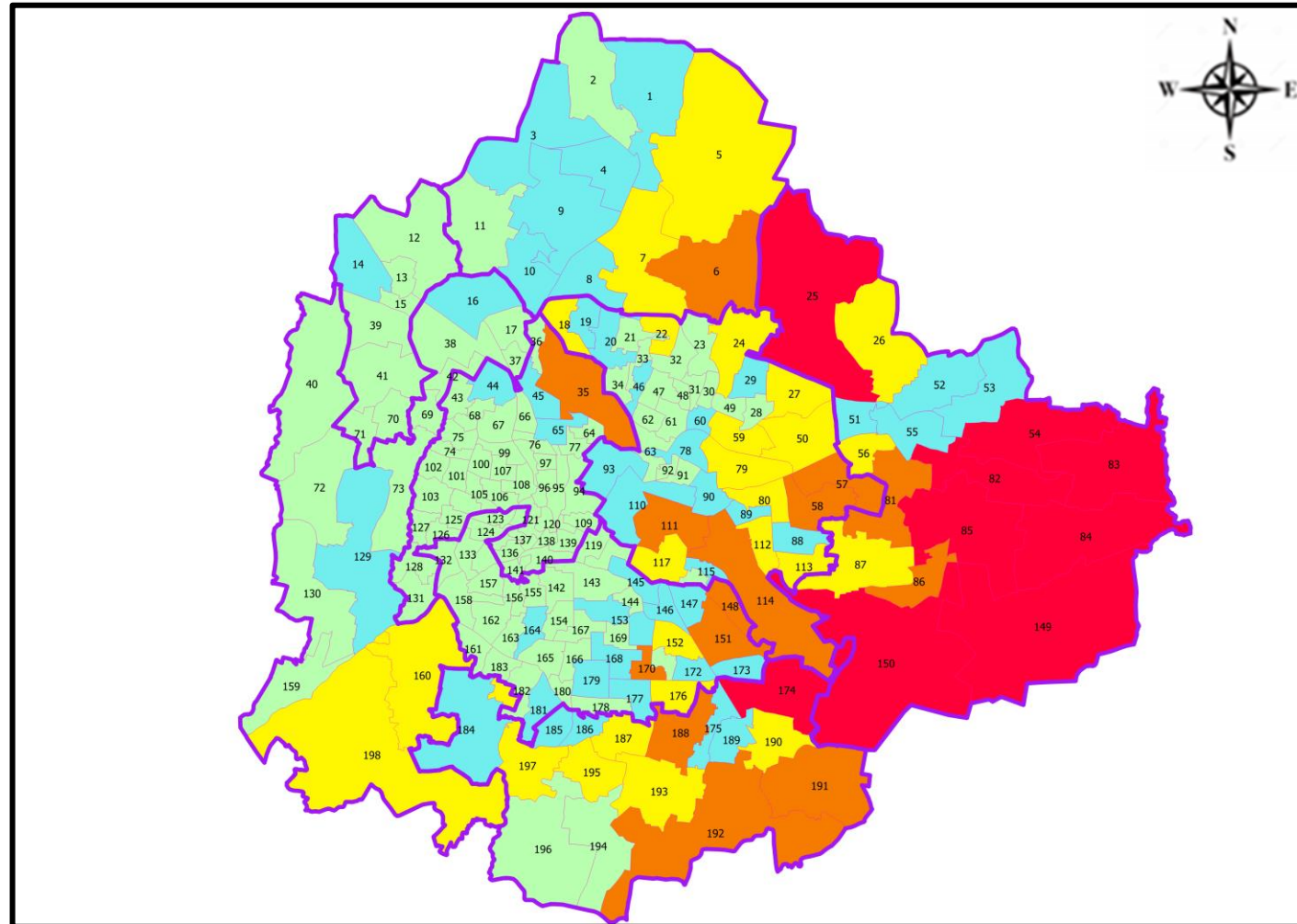
Ward No.	Ward Name	Daily Cases Average
150	Bellanduru	64
83	Kadugodi	37
85	Dodda Nekkundi	34
149	Varthuru	29
25	Horamavu	27
174	HSR Layout	26
54	Hudi	19
84	Hagadur	17
82	Garudachar Palya	15
192	Begur	14







### Top 10 wards reporting least number of positive cases in last 7 days

Ward No.	Ward Name	Daily Cases Average
141	Azad Nagar	0
138	Chalavadipalya	0
137	Rayapura	0
134	Bapuji Nagar	0
131	Nayandahalli	0
126	Maruthi Mandira Ward	0
116	Nilasandra	0
104	Govindaranagara	0
61	S K Garden	0
48	Muneshwara Nagar	0



# BENGALURU MAP SHOWING INTENSITY OF POSITIVE CASES IN LAST 7 DAYS



-  **Level 1 : 0 to 10 Cases**
-  **Level 2 : 10 to 25 Cases**
-  **Level 3 : 25 to 50 Cases**
-  **Level 4 : 50 to 100 Cases**
-  **Level 5 : More than 100 Cases**
-  **Zone Boundaries**



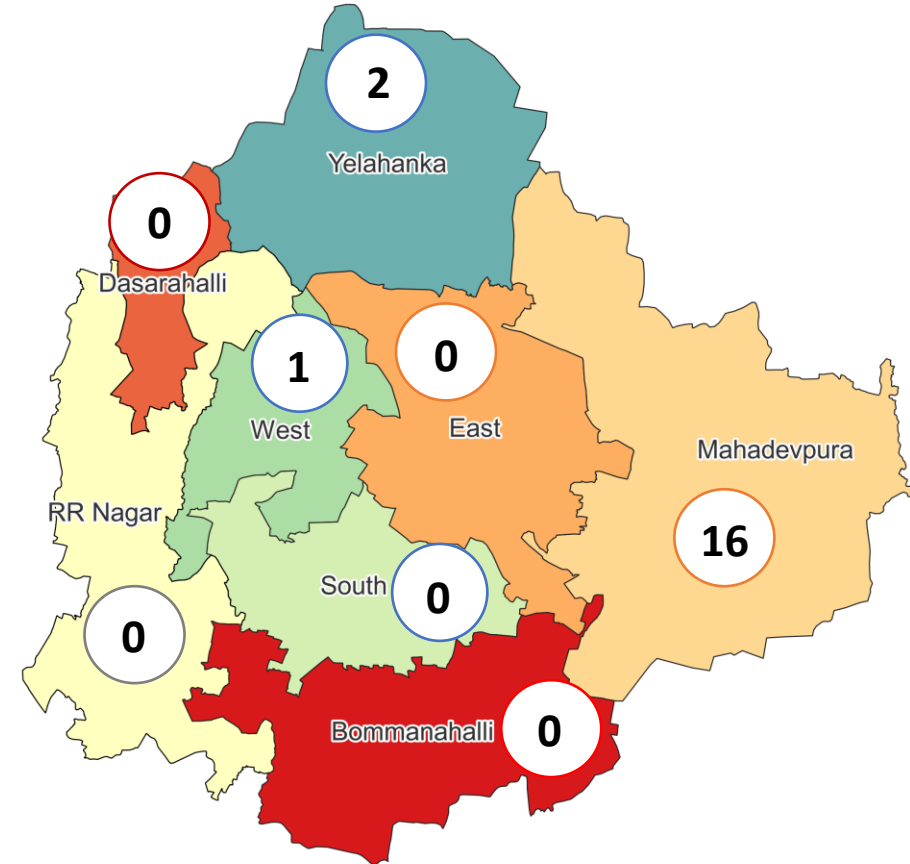


# CLUSTER DETAILS



Zone Name	TOTAL CLUSTERS	Budding Clusters	Clusters	Outbreaks
		Less Than 5 Cases	5 To 14 Cases	More Than 14 Cases
BOMMANAHALLI	0 (-)	0 (-)	0 (-)	0 (-)
DASARAHALLI	0 (-)	0 (-)	0 (-)	0 (-)
EAST	0 (-)	0 (-)	0 (-)	0 (-)
MAHADEVPURA	16 (▼2)	16 (▼1)	0 (▼1)	0 (-)
RR NAGAR	0 (-)	0 (-)	0 (-)	0 (-)
SOUTH	0 (-)	0 (-)	0 (-)	0 (-)
WEST	1 (-)	0 (-)	1 (-)	0 (-)
YELAHANKHA	2 (-)	2 (-)	0 (-)	0 (-)
<b>TOTAL</b>	<b>19 (▼2)</b>	<b>18 (▼1)</b>	<b>1 (▼1)</b>	<b>0 (-)</b>

## Total Active Clusters



### Types of Clusters

Zone Name	Apartments/ Villa	Individual House	Hostels/Quarters	Others	Schools/Colleges
BOMMANAHALLI	0 (-)	0 (-)	0 (-)	0 (-)	0 (-)
DASARAHALLI	0 (-)	0 (-)	0 (-)	0 (-)	0 (-)
EAST	0 (-)	0 (-)	0 (-)	0 (-)	0 (-)
MAHADEVPURA	16 (▼2)	0 (-)	0 (-)	0 (-)	0 (-)
RR NAGAR	0 (-)	0 (-)	0 (-)	0 (-)	0 (-)
SOUTH	0 (-)	0 (-)	0 (-)	0 (-)	0 (-)
WEST	1 (-)	0 (-)	0 (-)	0 (-)	0 (-)
YELAHANKHA	2 (-)	0 (-)	0 (-)	0 (-)	0 (-)
<b>TOTAL</b>	<b>19 (▼2)</b>	<b>0 (-)</b>	<b>0 (-)</b>	<b>0 (-)</b>	<b>0 (-)</b>

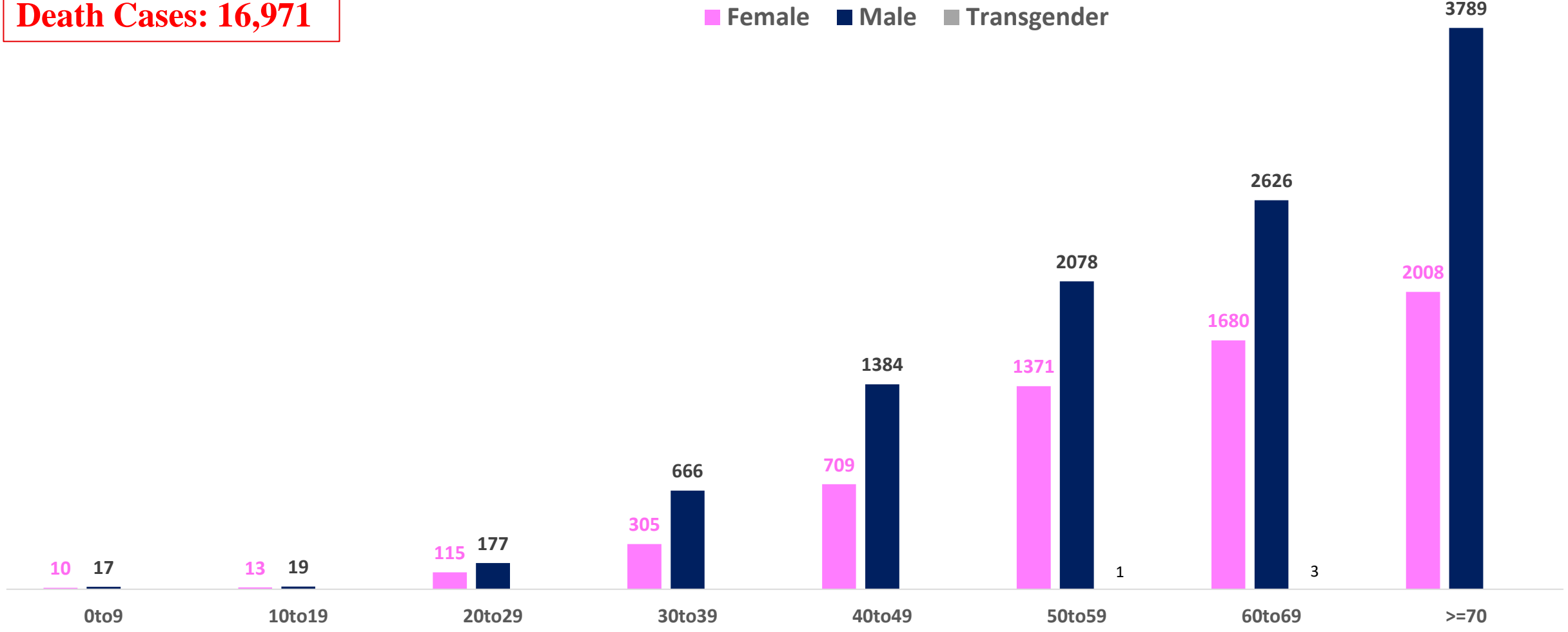
▲▼ : Shows increase and decrease in numbers as compared to previous day



# AGE AND GENDER WISE DISTRIBUTION OF DEATH CASES



**Death Cases: 16,971**





# VACCINATION COVERAGE AS ON 10.07.2022



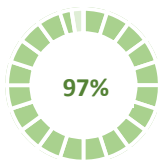
## Total Doses Administered

**1,98,39,547**

▲ 2,837

Total 12-14 years Population : 2.82 Lakhs

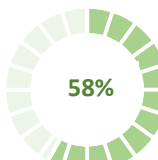
### 1<sup>ST</sup> DOSE



**2,74,372**  
Doses administered

▲ 46

### 2<sup>ND</sup> DOSE

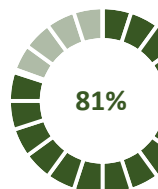


**1,63,332**  
Doses administered

▲ 149

Total 15-18 years Population : 4.42 Lakhs

### 1<sup>ST</sup> DOSE



**3,55,893**  
Doses administered

▲ 15

### 2<sup>ND</sup> DOSE

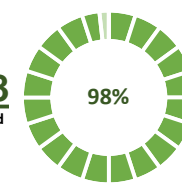


**3,20,378**  
Doses administered

▲ 32

Total adult Population : 91.7 Lakhs

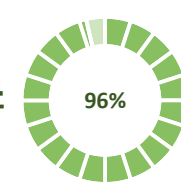
### 1<sup>ST</sup> DOSE



**90,08,864**  
Doses administered

▲ 34

### 2<sup>ND</sup> DOSE



**88,34,045**  
Doses administered

▲ 191

## Priority Group\*

### Health Care Workers

#### Dose 1

**2,10,347**

Doses administered

▲ 0

#### Dose 2

**2,06,975**

Doses administered

▲ 0

### Frontline Workers

#### Dose 1

**3,81,910**

Doses administered

▲ 0

#### Dose 2

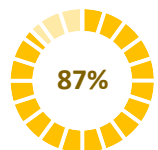
**3,73,193**

Doses administered

▲ 1

## 18 - 44 Years Coverage

### Dose 1

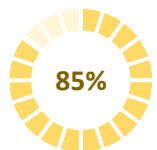


**57,41,876**

Doses administered

▲ 31

### Dose 2



**56,19,808**

Doses administered

▲ 108

## PRECAUTION DOSE



**8,82,663**

Doses administered

▲ 2,370

## PRECAUTION DOSES ADMINISTERED

### Health Care Workers

**88,307**

Booster Doses administered

▲ 49

### Front Line Workers

**1,16,791**

Booster Doses administered

▲ 266

### 60 + Years Coverage

**3,60,379**

Booster Doses administered

▲ 211

### 18 + Years Coverage

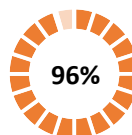
**3,17,186**

Booster Doses administered

▲ 1,844

## 45 – 59 Years Coverage

### Dose 1

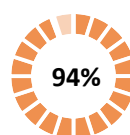


**16,94,654**

Doses administered

▲ 1

### Dose 2



**16,70,792**

Doses administered

▲ 17

## 60 + Years Coverage

### Dose 1



**9,80,077**

Doses administered

▲ 2

### Dose 2



**9,63,277**

Doses administered

▲ 65

▲ indicates the increase in last 24 hours



# COVID-19 SCENARIO IN BENGALURU AND OTHER METROPOLITIAN CITIES



CITY NAME	Positive Cases	Active Cases	Recovered	Deceased	Vaccine Doses Administered
New Delhi	19,40,735	2,146	19,12,305	26,284	3,52,79,653
Bengaluru*	18,13,517	6,256	17,90,290	16,971	2,28,65,966
Mumbai	11,17,873	3,753	10,94,496	19,624	2,15,36,015
Chennai	7,71,464	6,989	7,55,406	9,069	1,07,63,408
Kolkata	4,47,192	272	4,41,264	5,656	1,04,08,015

Source : <https://dashboard.cowin.gov.in/> at 5:30pm (10.07.2022)  
Source : <https://www.covid19bharat.org/> at 5:30pm(10.07.2022)

\*includes BBMP & Bengaluru Urban



# SNAPSHOT OF COVID-19 CASES IN BENGALURU URBAN



**Total Wards With  
< =10 Cases\* :  
98**

**Tests Conducted  
On 10.07.2022:  
16,232**

**Recovery  
Rate:  
98.72%**

**Total  
Active Cases :  
6,256**

**Total Vaccinated on  
10.07.2022:  
2,837**

**Positivity  
Rate\* :  
4.97%**

**Active  
Rate:  
0.34%**

**Case  
Fatality Rate\* :  
0.02%**



\*Total positive cases In the past 7 days

\*CFR and positivity is for Past 7 days



ಬೃಹತ್ ಬೆಂಗಳೂರು ಮಹಾನಗರ ಪಾಲಿಕೆ  
Bruhat Bengaluru Mahanagara Palike



<b>Download BBMP Bulletin</b>	<a href="https://apps.bbmpgov.in/covid19/mediabulletin.php">https://apps.bbmpgov.in/covid19/mediabulletin.php</a>
<b>For BBMPCovid19 Bed Status:</b>	<a href="https://apps.bbmpgov.in/covid19/en/Bedstatus.php">https://apps.bbmpgov.in/covid19/en/Bedstatus.php</a>
<b>To register for vaccination :</b>	<a href="https://selfregistration.cowin.gov.in/">https://selfregistration.cowin.gov.in/</a>
<b>BBMP COVID19 Dashboard:</b>	<a href="https://apps.bbmpgov.in/covid19/">https://apps.bbmpgov.in/covid19/</a>
<b>Follow us on:</b>	 <a href="http://www.facebook.com/bbmp.comm1/">www.facebook.com/bbmp.comm1/</a>
	 <a href="https://twitter.com/BBMPCOMM">twitter.com/BBMPCOMM</a>

Issued by:

Honorable Chief Commissioner, BBMP  
Special Commissioner Health & IT, BBMP  
MD, Bengaluru Smart City Limited

**THANK YOU !**



75  
Azadi Ka Amrit Mahotsav

Department of Health and Family Welfare

Avail the COVID-19  
Precaution Dose

**SIX MONTHS  
or 26 WEEKS**

after receiving  
Second Dose.

This facility will be available to beneficiaries of  
18 to 59 years in Private and for 60+ years in  
the Government Vaccination Centers.

To register for vaccination, visit  
[www.cowin.gov.in](http://www.cowin.gov.in)

Wear Mask, Follow Physical Distancing, Maintain Hand Hygiene, Avoid Crowded Places, Don't spit in public places, Get yourself voluntarily vaccinated

For more details please call 24X7 Toll-Free Health Helpline 104

Your Health, Our Responsibility.

